



FREE WHEELING

September 2020



Official Newsletter of the
Victorian Four Wheel
Drive Club Inc

Registration No
A0002184F

Waiting for the tracks to open
Photo provided by M Griffiths

NOTICE BOARD

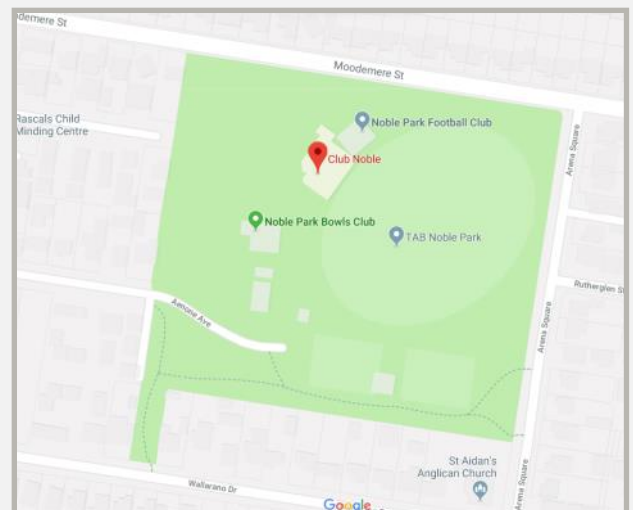


VFWDC General Meeting Venue

The club meets on the first WEDNESDAY of each month at 8:00pm. With the following exceptions; No meeting in January. November meeting is at a selected location, watch the calendar.

Blue and Gold Room

Club Noble
46-56 Moodemere Street
Noble Park
Melways ref: 89 D4



The General Meeting will be held online on Wednesday 2nd September 2020 at 8.00pm due to the current restrictions in place.

Log in via the app Zoom or dial in using your phone. Please check your emails for further information to log into the meeting.

Aberfeldy Track

In association with [Westland Gippsland Relic, Mining and Heritage Protection Inc](#) , the club maintains a section of the Aberfeldy Track with working bees throughout the year. View the club calendar for the next upcoming working bee.

COMMITTEE OF MANAGEMENT

2020-2021

President	Sally Higgs	president@vfwdc.com
Vice President	Callum Brown	vicepres@vfwdc.com
Secretary	Des Whall	secretary@vfwdc.com
Treasurer	Ly Ho	treasurer@vfwdc.com

General Committee

Trip Coordinator	Des Whall	trips@vfwdc.com
Magazine Editor	Mary Griffiths	editor@vfwdc.com
Association Delegate	David Bruinsma	delegate@vfwdc.com
General Committee	Jeff Griffiths	

Support Positions to Committee

Web Manager	Ben Whitworth	web@vfwdc.com
Training officer	Phillip Griffith	
Training officer	Ashley Martin	
Merchandise	Des Whall	merchandise@vfwdc.com
Catering	Ann Crockett	

Club Details

Registered Name	Victorian Four Wheel Drive Club
Registration No	A002184F
Correspondence	PO Box 778 Dandenong VIC 3174
Email	secretary@vfwdc.com
Website	www.vfwdc.com
The Victorian Four Wheel Drive Club is an affiliated club of Four Wheel Drive Victoria - www.fwdvictoria.org.au	

CLUB MERCHANDISE



PRICING

Club SS Polo Shirt	\$30.00	Club Wide-Brim Hat	\$5.00
Club SS Shirt 40th Anniversary	\$10.00	Club Sandwich Peak Hat	\$5.00
Club Polar Fleece Jacket (Full Zip)	\$30.00	Club Woollen Pom Pom Beanie	\$20.00
Club Fleece Hoodie	\$30.00	Club Cable Knit Scarf	\$20.00
Club SS Reversible Vest—double embroidery	\$50.00	Club Neoprene Stubby Holder	10.00
Club Drivers Jacket	\$60.00	Club Coth Badges 120mm	\$8.00
Club Trekka Jacket	\$85.00	VFWDC Windscreen Sticker Sml	\$6.00
Club Bucket Hat	\$5.00	VFWDC Windscreen Sticker Lge	\$8.00

We encourage all members to purchase a Club Polo shirt.

Email your order to merchandise@vfwdc.com. Please ensure you advise size required.

PRESIDENT'S REPORT



Hi Everyone

What a year 2020 has been! I am writing my first official President Report (there was one a while ago as acting President but this is the first one as actual President) on the weekend that should have been filled with preparations, and last minute planning before what would have been a big adventure to Cape York. But instead I am at home and the trip has been postponed. There is some positive in this though, the rain is pouring down and I can only imagine how that would have been very annoying to get the four wheel drive ready to go dodging rain storms. Instead I am looking at some old photos and thinking about the adventures that await for me when we are able to get back out and about.

We held our first ever virtual club AGM and I am proud to have been elected to lead the club for this year. Hopefully I get a chance to see you at a club event in person or out on the tracks at some stage. In the meantime we will need to meet in our virtual worlds.

Firstly I want to acknowledge the significant contribution that Steve has made to the club, pretty much for the entire time of having been involved in the club. He has held a number of key roles in the club over the last few years and led the club for the last 2. Thank you very much Steve for your insight, wisdom and guidance. I am taking over with a solid foundation already in place.

When I achieve something new, it always brings a time of reflection for me. What are the things that I was lucky enough to be involved in, experiences I had, opportunities given to me that culminate in this achievement. For me four wheel driving is something that is in my blood and something that has always been there. I was technically four wheel driving before arriving into this world as my parents were keen four wheel drivers as well.



(Morrie Minor converted into a 4wd by my very clever dad - circa 1985 - NZ, and then in 2020 with Land Rover Discovery 3 in Australia)

The technology may have changed but the adventurer that it brings out is still very much there!

There is something about the combination of the power of amazing machines that can take us to places in the great outdoors that not many people get to see that I just love. The engineering feats that have been achieved whether it is something as simple as a great camping accessory or the wonders of traction control and assisted descent, there is always something new to learn, to try and then to laugh about when it goes wrong... and then the wonder of the changing landscape, the wide open expanses and the crazy mountain heights (although NZ does make Aussie mountains pale into insignificance :-)) I am always amazed at the beauty, ruggedness of the country that I am so lucky to be able to explore.

Whilst 2020 has been challenging on so many levels it has given us time to reflect, to wander our minds through the great memories that we have built and to then look to the future, the plans that we can put in place and the imagining that we can do to build even more memories..

I am looking forward to leading the club and committee for this year and whatever it may bring and hopefully bring a few adventures and new experiences to people along the way.

Sally Higgs

President

TREASURER'S REPORT

Bringing Four Wheel Drivers Together



Victorian Four Wheel Drive Club Inc
www.vfwdc.com

Treasurer's Report July 2020

<u>Cheque A/C`</u>	Opening Balance as at 01/07/2020	\$4,772.72
	Add: Membership Renewals / New	\$780.00
	Funds for Christmas 2019 - Scouts Australia	\$195.05
	Total Monies In:	\$975.05
	Less: Christmas 2019 - Scouts Australia	\$195.05
	Closing Balance as at 31/07/2020	\$5,552.72
<u>Term Deposit</u>	Opening Balance as at 01/07/2020	\$6,735.63
	Interest Income	\$60.77
	Closing Balance as at 31/07/2020	\$6,796.40
<u>Petty Cash</u>	Opening Balance as at 01/07/2020	\$49.85
	Closing Balance as at 31/07/2020	\$49.85
	Consolidated Closing Cash Position	<u>\$12,398.97</u>

CLUB CALENDAR AT A GLANCE

September

2nd	Wed	General Meeting	Online	Log In	Via Zoom or Phone 8.00pm
25th-27th	Fri—Sun	AFL Grand Final Day Explore Mitchell/Avon Rivers	Des Whall		0412 170 139
21st	Mon	Committee Meeting			

October

7th	Wed	General Meeting	Online	Log in	Via Zoom or Phone 8.00pm
17th-18th	Sat-Sun	Aberfeldy Working Bee	David Bruinsma		0417 747 860
21st	Mon	Committee Meeting			
30th - 3rd Nov	Fri-Tues	Melbourne Cup Weekend Beachport SA	Tony Barbera		0417 153 424
30th - 3rd Nov	Fri -Tues	Melbourne Cup Weekend Dartmouth Dam	Jeff Griffiths		0425 705 224

November

4th	Wed	Special Meeting Off-site	To be advised		
16th	Mon	Committee Meeting			

December

5th-16th	Sat-Wed	Davies Plains	Des Whall		0412 170 139
----------	---------	---------------	-----------	--	--------------

IMPORTANT

To All Club Members

The General Meeting will be held ONLINE on Wednesday 2nd September 2020 at 8.00pm. Log in via the app Zoom or dial in using your phone. Please check your emails for further information to log into the meeting.

2020/2021 Club Memberships are due for renewal and open to new members.

A Membership form can be found on the last page of the magazine or download a Membership and Application Renewal Form [Click here](#) and send to the treasurer before 30th September 2020 and take advantage of the \$20.00 discount.

Payment details can also be found on the website).

Send your application by email or post to the following:

Email : treasurer@vfwdc.com

Postal Address: The Treasurer
Victorian Four Wheel Drive Club Inc.
PO Box 778,
Dandenong, Vic 3175

MINUTES OF GENERAL MEETING

5th August 2020

Virtual Meeting via Zoom Meeting Opened 8.05 Hours

Attendees:

Ben W, Sally and Tristan, Ly Ho, David and Carolyn, Steve Pitcher, Banny, Andre, Andrew, Callum, Caroline, Daryl, Joe, Brett and Nicki, Bruce, Shane, Mary, Mehrdad, Ashley, Shane

Apologies

No apologies

Minutes from Last Meeting

June Minutes

Accepted by Callum Brown

Seconded by David Bruinsma

Matters arising from Last Meeting

No matters arising

Correspondence In/ Out:

Emails In and out:

- Mt Skene Permit Cancellations from FWDV
- Notifications from Post Office for delivery of mail
- FWDV - member affiliations notice
- New membership queries
- Invoice payment for Scouts Victoria
- Nominations for AGM
- Certificate of currency from Insurance Company

Mail

- Not collected from PO BOX

Treasurer's Report

- As per July 2020 reported by Treasurer and attached in magazine

Accepted by Andre

Seconded by David B

Association Delegate Report

- No major news
- Deer Cull in Bunyip 6th August

COVID-19

- Stage 4 Restrictions have come into effect for Melbourne Metro.
- Check in with other members on their circumstances
- Keep in touch through Facebook

New Members/Guests and Prospective Members

- No new members
- Members have been renewing

General Business

- Following this General Meeting, we will hold our AGM (Ashley to chair)
- Position descriptions and nomination forms were included in the club magazine
- We are also after people who are happy to sit on the general committee
- We require a nomination for Secretary
- Request for ideas for presentations, information sharing at club meetings - reach out to suppliers for presentation, do a virtual camping night
- Ideas for the magazine so we can provide content that is of interest - share updates to cars - modifications
- Maybe could create a club cookbook - Travel Buddy recipes

Past Trips

- No past trips

Upcoming Trips

- St Anne's - September 12 - David B - Postponed date TBC
- St Anne's Winery - Myrniong (David) 12-13/09/2020
- Grand Final Long weekend - Mitchell & Avon Rivers (Des) 25-27/09/2020
- Aberfeldy Working Bee (David) 17-18/10/2020

Upcoming Trips

- Melbourne Cup Weekend - Beachport (Tony)
30/10/2020 - 03/11/2020
- Melbourne Cup Weekend - Dartmouth Dam
(Jeff) 30/10/2020 - 03/11/2020
- Davies Plains area (Des) 5-16/12/2020
- Note COVID-19 Restrictions and changes
may impact trips at short notice and all
trips are TBC closer to the dates.

Meeting Closed: 20:35 Hours

Next Meeting: 8pm
Wednesday 2nd September 2020 -
General Meeting

TRADING POST

Members can advertise any four wheel drive or camping related items they wish to sell or buy.
Just email the editor, editor@vfwdc.com, with the following:

1. Description of the item
2. Price
3. Contact details
4. Photos (highly recommended)

2007 Toyota Prado Land Cruiser Brush Bars & Side Steps

Brush bars and Side steps are used but in good condition.

For Sale Only \$300.00

If you buy the brush bars and the side steps
we throw in the bash plate too.

Contact: Ann & Allan
Mobile: 0455 289 168.



TRIP COORDINATORS REPORT



2019 – 2020 Trip Coordinator's Report

Well, what can you say about the year we've had? Unprecedented, aren't you tired of hearing that word, I know I am.

There again, how else would you describe the world being held to ransom by a virus. Couldn't happen in this day and age, right? Our super computers, technological knowhow and medical advancements, yet here we are locked up like rabbits.

The outdoors, camping and wheeling but a distant memory with all eyes on the finish line on September 13, well hopefully. Boy, makes you appreciate it a little more when you can't do it.

There again, we still have our vehicles, and aren't they getting some attention at the moment. And what of the memories, trips, tracks, friends and campfire embellishment of minor indiscretions to say the least. U-turns just for the hell of it, forgetting to turn the travel buddy on and low hanging fruit, there again, some things should be erased.

Like-minded people sharing ideas and experiences, bonding over a common thread, the love of the outdoors and adventure. Our club was founded with those objectives and they remain as steadfast today as they did 45 years ago. Long may they continue.

We commenced our journey this year with 3 trips to the snow and what trips they were, heaps of snow, heaps of laughs and a couple of members believing it normal to wear jandals. Yep, I know but what can you do? They paid their membership.

We had a photography day around Walhalla, nearly lost Ly on a night run by David, visited the Mitchell National Park, Jacksons Crossing and would have made it down the Deddick Track if not for the 40mm of rain the previous day. Don't think for one minute I've forgotten about being abandoned at Raymond Falls during the most frightening thunder and lightning storm experienced in Victoria for 100 years. Lucky, I had a one mate that stuck with me, not being able to run was not the reason he stayed, if that's what you were thinking, and I still think the club having a defibrillator would be a good thing.

A little further away from home we managed trips to Tasmania and the Eyre Peninsula, both spectacular and memorable experiences. We also had a day trip to Marysville in November where we encountered a huge amount of snow, and locked gates. Yes, I understand the bewildered expression on your faces as you read this, Marysville, November and snow, three words that shouldn't be in the same sentence. A bit like 4-wheel-driving and walking. A great man once said, "if we were meant to walk tracks, we wouldn't have discovered fuel", or that's what I thought I heard Stuart say.

We rounded out the year by exploring the Strathbogie Ranges, Wombat State (mud) Forest, and a long weekend at Talbotville. On top of all of this we also managed to complete our obligations in maintaining tracks around the Aberfeldy Historic Area.

Not a bad effort for being locked down for a great portion of the year.

All in all, we attended 15 trips between August and March with 121 participants.

Awesome effort by David Bruinsma who was the leading trip leader with 5 trips.

Leading participants were Stuart Bowker, Shane Bullmore and Jennie Grant who attended 7 trips.

Good-On-Ya award this year goes to Jeff Griffiths for his efforts in nearly head-butting a police car going down a one-way street, the wrong way. Some things don't improve with age and I have it on good advice that the officer involved has been on stress leave since the incident.

Well done to everybody and thank you all for your contribution in making our club the awesome club it is.

Des Whall
VFWDC Trip Coordinator

UPCOMING TRIPS

DESTINATION	Explore Mitchell and Avon Rivers
LEADER/CONTACT NO.	NAME: Des Whall MOBILE: 0412 170 139
DATE	Friday September 25 to Sunday September 27
MEETING PLACE / TIME	BP Officer outbound at 7:30am for 8:00am departure
GRADE	WET: Medium to Difficult DRY: East to Medium
TRIP ACTIVITY DETAILS	<p>Plan is to drive to Mitchell River National Park, arriving around lunch time and set up camp at Angusvale Camping Area for the night. Drop toilets available.</p> <p>Depending on enthusiasm and time we could explore the park a little in the afternoon.</p> <p>Day 2, out of Angusvale west along Tabberabbera Track, crossing Dargo Road (Smoko) to numerous options maintaining a westerly direction; McDonald Gap Track, then south along Valencia Creek Track, across to Mt Angus Track continuing south toward Avon River Track to camp for the night.</p> <p>Cruisy start to Sunday with a drive along the Avon Track to Coongulla- Heyfield and home.</p>
VEHICLE LIMITS	MINIMUM: Minimum (me) MAXIMUM: 6 Vehicles
APPROX KMS MEETING PLACE TO DESTINATION	Approx. 600 kilometers round trip
LAST AVAILABLE FUEL	PETROL: Stratford—outbound MNP DIESEL: Heyfield— homeward bound
DISTANCE BETWEEN SUPPLIES	50 kilometers
EQUIPMENT REQUIRED	<p>The right attitude and port Acceptance of u-turns Rated recovery points Basic recovery gear, vehicle specific tools/spares. Self-sufficient camping/food/supplies Chainsaw optional (will have mine) PPE gear is mandatory if bringing and intend using chainsaw. Fuel/oil if bringing chainsaw</p>
MAPS REQUIRED	Rooftops - Bairnsdale to Licola
RADIO CHANNEL CB / UHF	Channel 12
GOOGLE MAPS	

DESTINATION	Aberfeldy Working Bee
LEADER/CONTACT NO.	NAME: David Bruinsma MOBILE: 0417 717 860
DATE	Saturday October 17 to Sunday October 18
MEETING PLACE / TIME	Yarragon Country Bakery - 7:30am (8am departure) 121 Princes Hwy, Yarragon VIC 3823
GRADE	WET: Medium DRY: Easy
TRIP ACTIVITY DETAILS	<p>The idea is to head up past Aberfeldy to start cleaning and clearing some of the winter undergrowth from the base of the signs together with any fallen trees over the walking tracks our club is looking after.</p> <p>We generally try to break into 2 groups of at least 3 vehicles each so we can cover our entire area in a single morning, so I'm putting down a minimum of 6 vehicles.</p> <p>Then to camp at Little O'Tools for the night and do some four wheel driving Sunday before heading home Sunday afternoon.</p> <p>Bring packed lunch and munchies for roadside stops both days.</p>
VEHICLE LIMITS	MINIMUM: 6 MAXIMUM: TBA People limits might apply (currently 10 due to COVID-19)
APPROX KMS MEETING PLACE TO DESTINATION	Approx. 300 to 400 Kms round trip
LAST AVAILABLE FUEL	PETROL: Moe DIESEL: Moe
DISTANCE BETWEEN SUPPLIES	72 Kms
EQUIPMENT REQUIRED	<p>Own basic recovery gear, tools and any spares you may require. Self-sufficient camping and food for the weekend. If you have one please bring a chainsaw, chain oil and fuel.</p> <p>Note: Personal Protective Equipment is mandatory for chain saw operators eg; earmuffs, safety visor, Chaps, work gloves and sturdy boots.</p>
MAPS REQUIRED	Rooftop maps Walhalla-Licola
RADIO CHANNEL CB / UHF	UHF 12, or call me on mobile
GOOGLE MAPS	See here

DESTINATION	Beachport—Robe
LEADER/CONTACT NO.	NAME: Tony Barbera MOBILE: 0417 153 424
DATE	Friday October 30 to Tuesday November 3, 2020 Melbourne Cup Weekend
MEETING PLACE / TIME	To be confirmed
GRADE	WET: Easy DRY: Medium to Hard—expect beach recoveries
TRIP ACTIVITY DETAILS	Friday Day 1 - Drive to Beachport - Southern Oceans Caravan Park to base camp. Saturday Day 2 - Beach run and dunes run to Carpenters Rocks Sunday Day 3 - Rest day OR anything you like, wineries, or 120klms to the Dinosaur Caves at Narracoorte. Monday Day 4 - Beach run to Buggy club + Robe Tuesday Day 5 - Home
VEHICLE LIMITS	MINIMUM: MAXIMUM: Maximum 10
APPROX KMS MEETING PLACE TO DESTINATION	Approx. 550kms from Eastlink to Beachport
LAST AVAILABLE FUEL	PETROL: Everywhere DIESEL: Everywhere
DISTANCE BETWEEN SUPPLIES	Every town on the way and Beachport
EQUIPMENT REQUIRED	Full rated recovery points front and rear / Full Recovery gear - Snatch, 2x Shackles, winch blanket. Every vehicle must be self-sufficient with its own recovery gear and you shouldn't rely on the other members to provide equipment. Other basic equipment that is advisable to carry: <ul style="list-style-type: none"> • First Aid Kit (and knowledge of how to use it) • Tyre deflator, inflator and tyre pressure gauge • UHF Radio - Recommended 5W output • Basic Tool Kit and spare fuses • Suitable Jack & Jacking base plate • Fire extinguisher • Torch • Shovel
MAPS REQUIRED	Nil—pick up from Visitors Center at Beachport
RADIO CHANNEL CB / UHF	In car UHF is recommended Channel 12
GOOGLE MAPS	See map

DESTINATION	Explore Lake Dartmouth
LEADER/CONTACT NO.	NAME: Jeff Griffiths MOBILE: 0425 705 224
DATE	Friday October 30 to Tuesday November 3, 2020 Melbourne Cup Weekend
MEETING PLACE / TIME	Friday Morning 30th BP McDonalds on the Pakenham Bypass (on the freeway) Meet at 8.30 am for 9.00 am departure
GRADE	WET: Medium DRY: Medium
TRIP ACTIVITY DETAILS	<p>Friday we will be heading up to Ah Syes Campground.</p> <p>Saturday we head up to Glen Dart (Old Town Site) and check out some tracks and head down to Dart Arm Camp Area to camp the night.</p> <p>Sunday We are off exploring more tracks around the area checking out around the lake going to try find a camp site on the lake.</p> <p>Monday We will be checking out a few huts doing a few more tracks. Planning on Camping at Taylors Crossing if not too busy.</p> <p>Tuesday Lazy morning late breakfast then head back to Melbourne.</p> <p>Note Trip will have a lot of back tracking as we will be checking out the lake they are dead end tracks.</p> <p>Please note as this is the first weekend the tracks will be open please bring a chainsaw if you have one.</p>
VEHICLE LIMITS	<p>MINIMUM: 3</p> <p>MAXIMUM: 8</p> <p>Numbers will depend on COVID 19 regulations at time of trip</p>
APPROX KMS MEETING PLACE TO DESTINATION	Approx. Officer return—about 1100kms total.
LAST AVAILABLE FUEL	PETROL: Omeo DIESEL: Omeo
DISTANCE BETWEEN SUPPLIES	100 kms
EQUIPMENT REQUIRED	Full recovery gear, AT or MT tyres. High Clearance Must have a snorkel fitted (River Crossings) UHF radio in vehicle or hand held , tools and any spares you may require. All your own camping gear and food for 5 days as well as nibbles for happy hour. Sorry no camper trailers—must love u turns.
MAPS REQUIRED	Leader will have maps and GPS
RADIO CHANNEL CB / UHF	12
GOOGLE MAPS	

DESTINATION	Davies Plains
LEADER/CONTACT NO.	NAME: Des Whall MOBILE: 0412 170 139
DATE	Sunday December 6, 2020 Friday December 18, 2020
MEETING PLACE / TIME	Officer outbound 8.00 am for 8.30 Departure
GRADE	WET: Medium – Double Diamond DRY: Medium – Double Diamond
TRIP ACTIVITY DETAILS	Sunday - head to Dr Searls Gibbo Hut to camp for the night. Monday - rest day Tuesday - Mt Gibbo, Mt Pinnibar, camp near Tom Groggin Wednesday - Davies Plain, camp at Davies Plain Hut Thursday - Explore Davies Plain and surrounds, camp at Kings Plain camp Friday - Mount Murphy Historic Area, camp at Buckwong Huts Saturday - Explore and camp at The Poplars Sunday - Limestone Track, Cobberas Track, McFarlane Flat Track, camp at Ingeegoodbee River camp Monday - Rest day Tuesday - Ingeegoodbee Track, Snowy River Rd camp at Native Dog Flat Camp Wednesday - Native Cat Track, Nunniong Rd exploring Nunniong Plains, Murphy's Hut, Green Hills Hut, camp at Bentleigh Plains Reserve Hut. Thursday - rest day
VEHICLE LIMITS	MINIMUM: Me MAXIMUM: 6 Vehicles
APPROX KMS MEETING PLACE TO DESTINATION	1000 Kms return trip
LAST AVAILABLE FUEL	PETROL: Omeo/Benambra DIESEL: Omeo/Benambra
DISTANCE BETWEEN SUPPLIES	60 Kms
EQUIPMENT REQUIRED	The right attitude and port Rated recovery points - full recovery gear Winch, lift, AT or mud tyres Vehicle specific tools/spares/fuses Self-sufficient camping/food/supplies for 14 days Chainsaw optional (will have mine) PPE gear is mandatory if bringing and intend using chainsaw. Fuel/oil if bringing chainsaw
MAPS REQUIRED	Corryong-Omeo-Thredbo Adventure Map
RADIO CHANNEL CB / UHF	Channel 12
GOOGLE MAPS	

MODIFICATIONS COMPLETED IN LOCKDOWN

FIXING THE WINCH

August 2020

By Andre van der Walt

Good day!

I fitted a winch to the Amarok during lock down.

But it is a bit of a story....



I got the winch for free from a mate who's Land Cruiser had an engine fire... he took it off hoping it was still working, but lost interest when his replacement came with a winch...

He rediscovered the winch, but after hooking it up to a battery couldn't get it to work. He mentioned it to me one morning and I said I'd take a look as I like tinkering with stuff. Next thing I know, there it was on my office desk a couple of days later.

I took it home and spent about 15min to figure out it had a corroded ground wire in the control box... when I told him it was all fixed, he replied that I should just keep it.

It was going to be a great addition to the Prado...as soon as I can get some rope to replace the cable.

2 years later I sold the Prado and got the Amarok, Prado still didn't have the winch.

2019 snow trip, Amarok spent more time being stuck than any other vehicle... so when I booked my spot for the 2020 snow trip, it was great motivation to get it done.

Day 1: Fitting the winch. After researching, I was concerned that I'd have to take the bar off to fit the winch, so I bribed a friend with some cold beers to give me a hand. It gets really positive when we discover the winch will fit in through the bottom and won't need removing the bar, but we will need to rotate the freespool lever... and this is when things took a wrong turn. 2 hours later the free spool lever was rotated and the winch was ready to be fitted. 4 bolts later and it was in.

Day 2: Wiring. The wires that came with the winch were a bit heat damaged so the decision was made to replace them. Tristan and Sally came to the rescue with a crimping tool for the heavy cable. Everything went together very easy.



Day 3: Winding the rope. Maybe I should have paid more attention on day one... winch was fitted the wrong way round! Stuff it, I'll do it on Saturday. Rope was wound the right way round.



Day 4: Flipping the winch. So now we are in complete lock down, no visitors allowed. Ansa will need to give me a hand, so she gets briefed on what she will need to do. 20 min later the winch is flipped.

All the bits and pieces are tidied up. And job was done.

PS: Photo of the front of the car was taken when the winch was fitted up the wrong way.

LY'S 4WD PROJECT FIXING THE LEAKS!

August 2020
By Ly Ho

Here's a couple of things I've done on LX470 during the lockdown restrictions.

1. Fix front leaks.

Sunroof kept on leaking after heavy rain where it would drip in the passenger and driver's footwell.

Sometimes the pooled water would leak on my head!

I sealed the sunroof with silicone - didn't open when I bought the car anyway.

Cleaned out the hoses in the Sunroof. It was full of gunk.

No more leaking front.



2. Fix rear leak.

While I was taking out my rear storage setup to install a new one, I noticed the carpet was wet :(

1. Hosed the windows and roof to identify the leak source.
2. Culprit was the rear right window seal rubber.
3. Took out the window and resealed the rubber with more silicone.

Silicone fixes everything.

Jobs completed!



ALAN & ANN'S 4X4 FIT OUT

Toyota Landcruiser Prado 2014

July & August 2020
By Alan



Ann and I have been busy over the lockdown period fitting out our latest car (which we purchased in April) with lots of modifications. We haven't had the chance to test them all out but are eager to when the restrictions ease. Be sure to come and say hello, we will be glad to give you the grand tour.

Our car came with two draws and a cargo barrier but we needed more storage space so after several trips to Bunnings for the essentials we started on the mods to set ourselves up for the upcoming trips ahead.

First I started on the back door. We needed a small table / bench for food prep so I installed a table into the back door.

I was quite proud as it was my first attempt!



I made a shelf, carpeted it and installed the fridge slide. I have also put in a Travel Buddy oven which we can't wait to use in the future. Will need some recipes to test it out.



We needed some storage in the back too. So I removed the back seat and whipped this up. We have plenty of room now. Ann is really happy with it.

Hopefully we will see on you the tracks soon. Stay tuned for more mods.



TRUSTY TRITON CANOPY BUILD

April–August 2020
By Stephen Dixon




With a growing family the Jeep was lacking in cargo space, so a fairly new Mitsubishi MR Triton was recruited. For those who loved the Jeep, never fear as my father Graham (aka Ray) will be driving it on upcoming trips as a recent member to the club.

A 1400mm treadplate aluminium canopy was built to my specifications by Dave and the team at Aussie Toolbox in Carrum Downs.

To pass the time during the lockdown, I have been slowly fitting the interior with foam insulation and lining with stained plywood.



It has also given me the opportunity to practice some 12v wiring and basic construction.



Put my new fridge in it.
Looking forward to the end of lockdown when I can put this work in progress through its paces!

Brightening Up the 80 Series Landcruiser

August 2020
By Joe Yammouni



The original headlights on my 80 series not effective enough for me. I replace the headlights with a new set of Ultraflex 4x4.



I haven't been able to test them yet due to other items getting done on the 80. Can't wait for the shake down.

THE TWO PURPOSE CHALLENGE FOR CAMPING & TOURING

It's time for a new challenge! The idea is to lighten the load and to save space in your vehicle.

The rules of the challenge are:

1. Must be easy to use
2. The item must serve two purposes or more. (Does not have to be cooking related)
3. The item does not necessarily have to be used for its intended purpose.
4. Email to: editor@vfwdc.com to share in next month's magazine.

Here are two to get you started

Plastic Chainsaw Box / Seat, or my favourite

The Humble Jaffle Iron. (Breakfast, Snack, Dinner or Dessert)

Can be used over the stove top gas burner or campfire. A perfect camping essential for a quick meal.

The Jaffle Iron can be used to make a toasted cheese sandwich for lunch but as we found on a trip a few months back with Allan and Ann it can also be used to cook your dinner—in seconds!



As shown in the picture the jaffle iron is set by Allan to cook in "steak mode".



Just heat up your jaffle iron put your steak in and bam—well done steak in seconds!

Add a bag of salad and dinner is served.

Let's not forget dessert too. Steve Pitcher has recommended a recipe which he says works quit well. Fruit Cake Custard Pockets.

RECIPE OF THE MONTH

Fruit Cake Custard Pockets

Ingredients: *Buy already made"

- 1 x fruit cake.
- 1 x Vanilla Custard

Cooking Instructions:

1. Cut two slices of fruit cake.
2. Lay one slice of fruit cake in the jaffle iron, then pour custard on top of the fruit cake slice.
3. Lay another slice of fruit cake on top and close the jaffle iron.
4. Gentle warm through and dessert is served.

- * Can also use banana bread too.
- * Suggest baking paper inside jaffle iron for easy cleaning.



Next Month issue—Travel Buddy 12 Volt Marine Oven.

Do you have a favourite recipe—send it to the editor and share with your fellow members


Editor's Note

Thank you to the Committee and to all the members who have contributed to the magazine. Without your contributions we wouldn't have a publication. If you have an interest in something you have heard or want to learn more about whether camping or 4WDing get in touch with the committee. They are more than happy to help where they can.

I found this in an earlier edition of a magazine which is quite fitting.
You can always plan—we will just have to put it in to action later.

Hopefully we will be back on the tracks soon.

Stay safe everyone.



WHERE?
TELL YOUR COMMITTEE



Victorian Four Wheel Drive Club Inc.

ARBN A002184F

PO Box 778 Dandenong, Vic 3175

vfwdc.com

MEMBERSHIP APPLICATION AND RENEWAL FORM

*** 2020 Membership has been reduced by \$20 in response to COVID-19. Offer ends: 30 September 2020 ***

TYPE OF MEMBERSHIP

(Please select as appropriate)

☐ New Application - \$30 (one-off) ☐ Renewal of Membership

MEMBERSHIP CATEGORY

☐ Single - \$60 ☐ Dual/Family - \$70 ☐ Silver (25+ Yrs) - \$30

MEMBER DETAILS

FIRST NAME	Member:	Spouse:
SURNAME	Member:	Spouse:
EMAIL		
ADDRESS		
CHILDREN	Name	Age
1.		
2.		
3.		
4.		
5.		
6.		
PHONE	Mobile:	Home:
		Work:

VEHICLE DETAILS

Make:	Model:	Year:
Reg'n No.:	Colour:	Fuel Type:

COMPETENCIES

CURRENT FIRST AID CERTIFICATE	CHAINSAW ACCREDITED	COMPLETED DRIVER TRAINING
<input type="checkbox"/> Yes <input type="checkbox"/> No	<input type="checkbox"/> Yes <input type="checkbox"/> No	<input type="checkbox"/> Yes <input type="checkbox"/> No

NEWSLETTER

The Victorian Four Wheel Drive Club Newsletter **Free Wheeling** will be available from the club website.

I/WE hereby apply to the Committee of Management for new/renewed membership of the Victorian Four Wheel Drive Club Inc. and consent to and agree to follow the Rules, policies (including the Privacy Policy) and conditions of membership as set out by the Victorian Four Wheel Drive Club Inc.

I/WE acknowledge that fees are as set by the Committee from time to time and are due and payable by 30 June annually.

Signed Signed

Dated:

PAYMENT DETAILS

Joining Fee (new applicants only)

Membership Fee (as per above)

Total

\$ 0

\$ 0

\$ 0

DATE PAID / /

RECEIPT No.

PAID BY: Cash / Cheque / EFT

If paying by EFT, what account name / reference

.....