



# FREE WHEELING



Big Dessert Wanderings  
Trip Photo  
VFWDC July Magazine

Official Newsletter of the Victorian  
Four Wheel Drive Club Inc  
Registration No: A0002184F



### VFWDC Meeting Details & Venue

The club meets on the first Wednesday of each month at 8.00pm with the following exceptions:

No meeting at Club Noble in January.

#### Club Noble Addresss

Upstairs Blue and Gold Room Club  
Noble  
46-56 Moodemere Street Noble Park  
3174  
Melways ref: 89 D4



**This month's meeting will be held on Wednesday 3rd July at 8.00pm.**

## Club Committee

### 2023 - 2024

President	Neville Van Leeuwen	<a href="mailto:president@vfwdc.com">president@vfwdc.com</a>
Vice President	Steve Miller	<a href="mailto:vicepres@vfwdc.com">vicepres@vfwdc.com</a>
Secretary (Temp)	Steve Miller	<a href="mailto:secretary@vfwdc.com">secretary@vfwdc.com</a>
Treasurer	Ly Ho	<a href="mailto:treasurer@vfwdc.com">treasurer@vfwdc.com</a>

### General Committee

Trip Coordinator	Bruce Dunlop	<a href="mailto:trips@vfwdc.com">trips@vfwdc.com</a>
Magazine Editor	Luke David	<a href="mailto:editor@vfwdc.com">editor@vfwdc.com</a>
Association Delegate	Matt Marino	<a href="mailto:delegate@vfwdc.com">delegate@vfwdc.com</a>

### Support Positions to Committee

Web Manager	Ben Whitworth	<a href="mailto:web@vfwdc.com">web@vfwdc.com</a>
Training Officer	Phil Griffith	
Merchandise	Andy & Suzy (Temp)	<a href="mailto:merchandise@vfwdc.com">merchandise@vfwdc.com</a>

### Club Details

Registered Name	Victorian Four Wheel Drive Club
Registration Number	A002184F
Correspondence Address	PO Box 778, Dandenong, VIC 3174
Email	<a href="mailto:secretary@vfwdc.com">secretary@vfwdc.com</a>
Website	<a href="http://www.vfwdc.com">www.vfwdc.com</a>

The Victorian Four Wheel Club is an affiliated club of [Four Wheel Drive Victoria](#)

## President's Report

Hi All,

I hope everyone is keeping well, and warm as the weather cools. With temperatures dropping, I'm hoping we get some decent snow for our upcoming snow trips in the next two months.

Next month is our AGM on the 07/08/2024 so I encourage you all to lock this date in and attend this. Steve Pitcher has agreed to run the AGM, in this month's magazine you will find the role descriptions as well as nomination forms. We encourage you to nominate yourself or someone else for any of these roles (Please make sure your nominee has consented). Nominations can be emailed or handed to a committee member at the next two meetings.

Nomination forms will be available at the AGM as well.

Last weekend around a dozen people including myself met up with Sally & Tristan for a Trip leader training class. Sally ran a very informative class covering all the necessary things that need to be done or considered when planning a trip.

It was great to hear all the ideas people were coming up with when we were planning out a "mock" trip at the end. I hope a lot of these will result in people running their first trip. Please encourage people that are doing their first trip as it can be a bit daunting.

A big thanks to Sally for running this and Tristan for keeping us well fed! We have a few trips and activities in the next few months including Snow trips, Christmas in July and 50th Dinner and camping. We need rsvp and details for these asap so please check your email or further in this magazine for more details.

#Free 50th Polo Suzy and Andy are also following up with people for their shirt sizes, please plan to give these at the July meeting. We will not be ordering many additional shirts, so if we don't get a size from you, you will likely be unable to get a shirt.

Lastly there are two petitions going around, regarding changing the state forests to national parks, these can be found on our Facebook page, or if you don't have Facebook under <https://www.parliament.vic.gov.au/get-involved/petitions>. As regular users of state forests we want to see State Forests protected in their current format.

# Please note my below updated mobile number if required.

Regards

Neville Van Leeuwen

VFWDC President

[president@vfwdc.com.au](mailto:president@vfwdc.com.au)

M: 0472 680 482

# Club Calendar

## July

Wednesday 3rd	Club Meeting	8:00pm Club Noble
Saturday 13th	Snow Trip 1 ex Jamieson	Organised by Steven Miller (see Upcoming Trips)
Wednesday 17th	Committee Meeting (Virtual)	8:00pm
Friday 19th to Sunday 21st	Christmas in July at St Annes	Organised by Neville (see Upcoming Trips)

## August

Saturday 3rd	Snow Trip 2 Ex Jamieson	Organised by Andre (see Upcoming Trips)
Wednesday 7th	Club Meeting (AGM)	8:00pm Club Noble
Saturday 17th	Marysville to Rubicon Power Station	Organised by Ly (see Upcoming Trips)
Wednesday 21st	Committee Meeting (Virtual)	8:00pm

## Other Dates

14th September 2024	Merringtons or O'Tooles	Organised by Dave (see Upcoming Trips)
19th October 2024	50th Celebratory Dinner	Venue: Club Noble (more detail in magazine)
26th October 2024	Astronomical Night Pakenham	Organised by Neville (see Upcoming Trips)



## VFWDC General Meeting Minutes

Date: 05/06/2024

Location: Club

Noble

Time: 8:08pm – 9:30pm

Next Meeting: Wednesday 3<sup>rd</sup> July

2024

Open Meeting	<ul style="list-style-type: none"> <li>Welcome</li> <li>Apologies: Ben and Megan Whitworth, Dave Brunsmah, Matt Marino, Jason, Jackie, Tristan, Amanda and Steve</li> </ul>	Neville
Minutes from previous months club meeting	<ul style="list-style-type: none"> <li>Matters arising from previous minutes for meeting on the 01/05/2024: Nil <ul style="list-style-type: none"> <li>Accept: Andre</li> <li>Seconded: Stuart</li> </ul> </li> </ul>	Neville
General Announcement	<ul style="list-style-type: none"> <li>No general announcements.</li> </ul>	Neville
Guests	No Guests	Neville
Correspondence	PO Box has been checked this month	Neville
	3 items for Ly's attention	
Tonight's Guest	<ul style="list-style-type: none"> <li>No guest speaker this month</li> </ul>	
Speaker		
Treasurer's Report	<ul style="list-style-type: none"> <li>As per written report from Ly Ho – Read by Ly – Written report will be in next issue of the club's magazine.</li> <li>Closing cash position \$15,990.42 <ul style="list-style-type: none"> <li>Accepted: Stuart</li> <li>Seconded: Sally</li> </ul> </li> <li>Membership Renewals due by 30<sup>th</sup> June 2024</li> <li>Query regarding temporary memberships – Answer: the temporary membership covers them for 3 trips only in one financial year. Only allowed to be temporary member once. After that the person will need to become a full member.</li> <li>Upcoming Annual General Meeting</li> </ul>	Ly
Association News	No update from Matt Marino	Neville

VFWDC General Meeting Minutes

Date: 05/06/2024

Location: Club Noble

Time: 8:08pm – 9:30pm

Next Meeting: Wednesday 3<sup>rd</sup> July 2024

Association New continued ...	<ul style="list-style-type: none"><li>• Update on any Association news –</li><li>• <a href="#">Planning for the National 4x4 Show</a> is underway. With dates set for the 23rd to the 25th of August<ul style="list-style-type: none"><li>• Each club who attends will be issued 30 passes for their club ensuring plenty of people from your club can get down to enjoy the show and help out on your clubs stand.</li></ul></li><li>• Spoke with VFWD</li><li>• Tax changes.</li><li>• Clubs with ABN need to report.</li><li>• VFWDC does not have an ABN so does not to report</li></ul>	Neville/Matt
Upcoming Courses		
Incentive to Run a Trip	The club will offer \$5 membership discount towards trips organized and advertised – up to a maximum of \$20 per couple - must be advertised and shared with the club	Neville
Organising a Trip	<p>Trip signup sheets at back of club room.</p> <p>A map of Victoria is provided for picking your next destination.</p> <p>Discuss joining a trip with any of the trip organisers or other participants listed on the trip signup sheets.</p> <p>Please offer suggestions for trips or propose running a trip. If you need any assistance, the club is very happy to help.</p>	Neville
Recently Run Trips (Trip Reports)		
	Steve Pritcher’s Trip – 4 <sup>th</sup> – 6 <sup>th</sup> May 2024 – Millers Hut – Lake Tali Karng. Met up Friday morning, set up camp at Millers hut. 1200m high altitude fresh water lake. Diesels will need alpine fuel or appropriate additive to prevent diesel fuel waxing. Saturday – Sentinel’s Lookout, bit of a walk involved. Return trip on Saturday – Mooroka Hut if foot bridge is not closed. Horse Yard Flats and hut. Nights are expected to be very cold (at or below zero). Head back on Sunday. Nothing else planned for Sunday. Recommend bringing a chainsaw. It will be cold and a decent fire is going to be needed. See trip report in “Free Wheeling” (Club magazine)	Steve Pritcher

## VFWDC General Meeting Minutes

Date: 05/06/2024

Location: Club Noble

Time: 8:08pm – 9:30pm

Next Meeting: Wednesday 3<sup>rd</sup> July 2024

Upcoming Trips		
	Shrine Tours- Shrine tours have been post posed to a date to be advised later in the year	Bruce Dunlop (Former Shrine Ceremonial Officer)
	Bruce Dunlops's Trip – 8 weeks Leaving on the King's weekend. 8 <sup>th</sup> June 2024 up to Darwin to the Tip and back down again. Going via Mildura, Oodnadatta, Alice Springs via Finke, Lamberts Centre, across the Tanami to Broome, Gibb River Road, Katherine, Mataranka, Cairns via Palmer River Roadhouse, back through Cains, Burke and Wills Roadhouse, Burke and Wills Big Tree. People are welcome to join for specific sections. Some may be joining Bruce at Cairns.	Bruce Dunlop
	Trip to Dargo – 8 <sup>th</sup> June 2024	
	Trip Leaders Training Session – 22 <sup>nd</sup> June 2024- table top session in Garden Road Clayton - highly recommended for everyone. Approx 4 hours. Limited to 15 persons.	Sally & Tristan
		Steve P
	Steven Miller – Saturday 22 <sup>nd</sup> June 2024 to approximately 05 <sup>th</sup> July 2024 (12-14 days) – Route will be Melbourne Woomera, Coober Pedy, Lamberts Centre, to Uluru where we meet a two vehicle contingent from WA, then through the McDonald Ranges, to Alice Springs, down the old Ghan Railway, cross the Simpson Desert (West to East), Longreach (Qantas Aviation Museum), then back down to The Dish (Parkes Radio Telescope), check out the Snowy Hydro Scheme, Snow camping near Kosciusko/Jindabyne, return to Melbourne	Steven Miller
	Christmas In July – St Annes Winery – 19 <sup>th</sup> July to 21 <sup>st</sup> July 2024 – Spit dinner, wine tasting. This will be last trip to St Annes for a while. New location to be selected for next year. Neville requested an extra gazebo, if anyone has one spare and available.	Neville
	Mt Skene – 13/07/2024	Steven Miller
	Mt Skene - 03/08/2024	Andre
	50 <sup>th</sup> Anniversary Camping Trip at Merringtons or O'Tooles Campgrounds	Neville
	Club 50 <sup>th</sup> Anniversary Dinner to be held on 19 <sup>th</sup> Oct 2024 at 7:00pm - \$20 for members, includes dinner and gifts	Neville
	Astronomical Society- Saturday 26 <sup>th</sup> October 2024 (Weekend immediately after 50 <sup>th</sup> anniversary dinner) – May be end of year, off site, function. Need to know numbers early as VFWDC has to stump up a minimum payment. \$15 per head inclusive of dinner (Pizza). Packenham School (Courtesy of Andre). Kid friendly. Approx 1 telescope per 10 people	Neville



## VFWDC General Meeting Minutes

Date: 05/06/2024

Location: Club Noble

Time: 8:08pm – 9:30pm

Next Meeting: Wednesday 3<sup>rd</sup> July 2024

Intermission		8:26pm – 8:50pm
Trip Reports		
		Steve Pritcher
IT Issues	None	
General Business	<p>Ly explained Mt Skene permit process.</p> <p>Everyone who is a club member automatically has access to the FWDV site and the Mt Skene.</p> <p>Emergency Contact Form</p> <p>Ground Charlie requirements</p> <p>Trips leaders are to directly responsible for their own permits.</p> <p>Mark Kochan approached Neville during the coffee break as he was unable to stay for general business he raised some points regarding the details of minutes, length of the magazine and the photo library on the website accessing and updating the photo library.</p>	Ly & Neville
VFWDC 50th Anniversary Updates	Main 50 <sup>th</sup> celebration trip will be Camping at Merringtons/O'Tooles. 14-15th Sept 2024	Neville
	Club 50 <sup>th</sup> Anniversary Dinner to be held on 19 <sup>th</sup> Oct 2024 at 7:00pm - \$20 for members, includes dinner and gifts	Neville
	<p>Club needs nominations for "Onya Award".</p> <p>Email nominations to Neville at <a href="mailto:president@vfwdc.com">president@vfwdc.com</a></p> <p>There will be a prize for best nomination.</p>	Neville
	<p>Carried over from March 2024 - Matt said the inaugural winner of the "Onya Award" was for putting a roast in a pot and leaving the plastic on.</p> <p>Neville is to nominated for Onya award for putting car in 1<sup>st</sup> to reverse out of bog hole.</p>	Matt
	Andre collecting photos to put together a slide show for the 19 <sup>th</sup> Oct 2024 Anniversary Dinner	Neville
	Presented Logo drafts to club	Neville

VFWDC General Meeting Minutes

Date: 05/06/2024

Location: Club Noble

Time: 8:08pm – 9:30pm

Next Meeting: Wednesday 3<sup>rd</sup> July 2024

	Suggested putting very small 50 <sup>th</sup> on each sleeve, large one on back, original on front.	
Magazine	Request for content for club members – Any interesting tales, anecdotes, good or bad experiences, feedback on anything four-wheel drive related for the information of others, anything nifty you have seen or bought in the last month ...	Neville
Merchandise	Andy and Suzy looking after merchandise.  A list of old merchandise still available is on list at table at back of meeting venue.	Neville
Raffle	Raffle Winners 1. D33 – Jack Holder 2. D19 – Free camping book 3. D35 – Damper and Sherry	
Next General Meeting	Wednesday 03/07/2024, 8:00pm at Club Noble (Upper floor meeting room)	
Meeting Close	9:30pm	Neville
Minutes taken by:		Steven Miller

## Agenda for Annual General Meeting 2<sup>nd</sup> August 2023

**Date:** 2.08.2023

**Time:** 9.10 pm

**Location:** Club

Open Meeting	<ul style="list-style-type: none"><li>• Welcome</li><li>• As per attendance book that didn't turn up</li><li>• Apologies:</li></ul>	Steve
Reports from Committee	<ul style="list-style-type: none"><li>• Steve Pitcher took control of the meeting.</li><li>• President Report – From: Andre - As per magazine</li><li>• Treasurer Report – From: Ly - As per magazine</li><li>• Trips Report – From: Neville - As per magazine</li><li>• Last AGM Minutes</li><li>• No Matters arising</li><li>• Accept: Anne</li><li>• Second: Daisy</li></ul> <p><b>Steve called all positions Vacant.</b></p> <ul style="list-style-type: none"><li>• Nominations for<ul style="list-style-type: none"><li>• <b>President</b> – 1 Nomination – Neville.</li><li>• <b>Vice Pres</b> – No Nomination</li><li>• <b>Secretary</b> – 1 Nomination - Daisy.</li><li>• <b>Treasurer</b> – 1 Nomination - Ly.</li><li>• <b>Trips</b> – Late Nomination - Bruce Dunlop –.</li><li>• <b>Editor</b> – 1 Nomination – Luke David</li><li>• <b>Association</b> – No Nomination.</li><li>• <b>General Committee</b> – 1 Nomination – Luke David.</li><li>• <b>General Committee</b> – No Nomination.</li></ul></li></ul>	Steve Andre Ly Neville
Meeting Close	<ul style="list-style-type: none"><li>• Meeting close 9.32 pm</li></ul>	Cal

Bringing Four Wheel Drivers Together



Victorian Four Wheel Drive Club Inc  
www.vfwdc.com



## Treasurer's Report May 2024

<u>Cheque A/C</u> Opening Balance as at 01/05/2024	\$9,711.02	
Add: Raffle	\$56.00	
Membership	\$150.00	
50 <sup>th</sup> Anniversary Celebration	\$40.00	
Merchandise	\$10.00	
Less: FWDV - Proficiency Certificates	-\$66.00	
Merchandise Purchase	-\$183.78	
FWDV - Association Fees	-\$28.00	
Closing Balance as at 31/05/2024		\$9,689.24
<u>Term Deposit</u> Opening Balance as at 01/05/2024	\$6,262.88	
Closing Balance as at 31/05/2024		\$6,262.88
<u>Petty Cash</u> Opening Balance as at 01/05/2024	\$38.30	
Closing Balance as at 31/05/2024		\$38.30
<b>Consolidated Closing Cash Position</b>		<b><u>\$15,990.42</u></b>

### This month's meeting

Our next meeting is scheduled for Wednesday, 3rd July, at Club Noble. We welcome all current members and any new members looking to see what our club is about. All of us look forward to the upcoming trips and we encourage anyone thinking of running a trip to speak to anyone in the committee to get some advice and guidance.

### AGM Meeting - August 7th, 2024

This is a reminder that we have our Annual General Meeting (AGM) on Wednesday, August 7th, 2024. At this meeting, all current committee members will step down, and club members will nominate people for all positions. Without a committee, we are unable to run the club, and being on the committee can be a very rewarding experience. Please read the position descriptions at the end of this magazine. Nominations will be accepted at this month's general meeting and the AGM meeting.

### Membership Renewals

It's that time of year again! To continue your membership for the next financial year (July 1st, 2024 to June 30th, 2025), please complete the membership form and email it back to [treasurer@vfwdc.com](mailto:treasurer@vfwdc.com). Payment details are included in the form.

**Important:** If you plan to attend any of the upcoming snow trips, renewing your membership is essential.

**Discount Offer:** The club is offering a discount of \$5 off your membership for each trip you have organized and run since March 1st, 2024, up to a maximum of \$20 per couple.

Please mention any trips you have led when you reply.

### Club's 50th Birthday

Just in case you weren't aware, this year marks the club's 50th birthday. A working group has been formed to organize amazing events. From this committee, we have organized a commemorative camping trip for our 50th on September 14th. We are also planning a 50th Celebratory Dinner at Club Noble. Please see 50th Celebrations Brochure on page below.

### Merchandise

We currently have a range of merchandise in stock, and the list of available items can be found on the pages below. If you are interested, please feel free to speak to one of the committee members during the general meeting or email us at [committee@vfwdc.com](mailto:committee@vfwdc.com).

## **VFWDC 50th Celebrations**



**Come celebrate the 50th Anniversary as a club with a dinner celebration!**

**Date:** 19/10/2024

**Venue:** Club Noble (Dinner will be a buffet held in the same room as our meetings) Join us for a fun night with dinner, gifts, and many awards to hand out.

Please mark this date on your calendar and RSVP. There is a \$20.00 per head charge to book your seat. Children under 12 will be free but need to RSVP as well.

(If you are paying via BSB, please include names and reference - "50th Anniversary")

**Account Name:** Victorian Four Wheel Drive Club

**BSB:** 633108

**Account No:** 111761979

**To assist in organising, please book before 30/07/2024.**



## Merchandise

**Merchandise** - Get in now to get your discount

merchandise!**Reversible Vest**

Cost - \$30.00

Sizes – S, M , L, XL, 2XL, 5XL



**Drivers Jacket**

Cost - \$40.00

Sizes - S, M, L, XL



**Zip up Hoodie**

Cost - \$20.00

Sizes - S & M



**Scarf / Beanie / Cap / Stubbie Holder**

Cost - \$10.00 each



Please visit our website at [VFWDC.com](http://VFWDC.com) to view all our current membership forms and club policies.

For all new and renewal of memberships, please complete [the online form here](#)

If you are looking for a Temporary Membership, please complete the online form, [which can be found here](#).

If you have any queries please do not hesitate to contact us via the Club Secretary on [secretary@vfwdc.com](mailto:secretary@vfwdc.com)

### **Payments:**

Payment can be made via Bank Transfer. The details are as follows:

---

<b>Account</b>	Victorian Four Wheel Drive
<b>Name: BSB:</b>	Club Inc 633108
<b>Account No:</b>	111761979

Please ensure your transfer includes your name as provided on the membership application and renewal form in the reference.





Once you have made your payment/transfer, please send your completed membership application and renewal form to [treasurer@vfwdc.com](mailto:treasurer@vfwdc.com) or you can present it to the Treasurer at any general meeting.

**Thank you for choosing the Victorian Four Wheel Drive Club**

If you are interested in joining [Club Noble](#) where we hold our monthly meetings, their application form can be found [here](#).

# Track Classifications

Four Wheel Drive Victoria have a track grading classification scale which has been developed to assist in advising Trip Leaders and participants on 4WD trips of the type of tracks that they can expect to encounter. On most trips participants can expect that a variety of tracks will be traversed each with an appropriate rating. Trip Leaders should advise participants of the range of track ratings expected to be encountered on the planned route. The following classifications will assist in determining an overall Trip Rating:

Considerations	Easy	Medium	Difficult	Very Difficult
Overall Description	All Wheel Drive and High Range 4WD. Novice Drivers	Mainly High range 4WD but Low range required. Some 4WD experience recommended.	Significant Low range 4WD with standard 4WD ground clearance. Should have 4WD driver training.	Low range 4WD with High ground clearance. Experienced Drivers
Advisory Sign				
Expected terrain and track conditions	Mostly unsealed roads with no obstacles and minor gradients.	Tracks with some steep and/or rocky/slippery/sandy sections. May have shallow water crossings.	Tracks with frequent steep and/or rocky/slippery/sandy sections. Possible water crossings.	Tracks with frequent very steep and/or rocky/slippery/sandy sections. May have difficult river crossings.
Vehicle suitability	All wheel Drive and High Range 4WD. Can be low clearance with single range and road tyres.	Suitable for medium clearance vehicles with dual range and all terrain or road tyres.	Suitable for medium to high clearance vehicles with dual range and all terrain tyres.	Suitable for high clearance vehicles with dual range and tyres suitable for the terrain. (Mud Terrain tyres).
Recovery equipment			Recovery equipment required.	Winch / Recovery equipment required.
Driver Training / Experience	Suitable for novice drivers.	Recommended that drivers have experience or 4WD training. Recommended to be done in groups of vehicles.	Recommended for drivers with reasonable experience or 4WD training. To be done in groups of vehicles.	Drivers with extensive experience and advanced training should only attempt as there are several technical challenges. Recommended to be done in groups of four or more vehicles.
Weather	May be difficult in wet conditions.	Will be more difficult in wet conditions.	Will be more difficult in wet conditions.	Will be more difficult in wet conditions.

## Upcoming Trips

DESTINATION	<b>Mt Skene (Subject to approval of permit application dated 03/06/2024)</b>
LEADER/CONTACT NO.	NAME: Steven Miller TEL: 0419946258 MOB: 0419946258
DATE	Saturday 13 <sup>th</sup> July 2024
MEETING PLACE / TIME	Jamieson Café, Jamieson VIC @ 8:00 am
GRADE Please adhere to new trip classifications	WET: Difficult DRY: Medium
TRIP ACTIVITY DETAILS	Breakfast at Jamieson Café Lunch at Mt Skene Travel from Jamieson to Mt Skene via the Jamieson Licola Road and return. Dinner at Jamieson Brewery
VEHICLE LIMITS	MINIMUM: 3 MAXIMUM: 10
APPROX KMS Meeting place to destination	300km (150km each way)
LAST AVAILABLE FUEL	PETROL: Jamieson DIESEL: Jamieson
DISTANCE BETWEEN SUPPLIES	300km
EQUIPMENT REQUIRED	Emergency supplies for overnight on Mt Skene AT or mud tyres. Snow chains. Winch (Optional) Warm clothes Food and drink (Self sufficient) CB radio
MAPS REQUIRED	Map/GPS showing Jamieson Licola Road
RADIO CHANNEL    CB / UHF	13

## Upcoming Trips

DESTINATION	<b>St Annes Winery</b>
LEADER/CONTACT NO.	NAME: Neville Van Leeuwen TEL: MOB: 0472 680 482
DATE	19/07 – 20/07
MEETING PLACE / TIME	St Annes Winery
GRADE Please adhere to new trip classifications	WET:N/A DRY: N/A
TRIP ACTIVITY DETAILS	Come and enjoy Christmas in July at St Annes Winery, we will sit around a fire and enjoy some wine tasting and stock up on any low supplies. This is a purely relaxing/ social gathering and is always well enjoyed Saturday Night we will have a Spit Dinner catered by the club. Please RSVP by the end of June so we can cater appropriately. Please bring your own crockery/cutlery and drinks for this meal and be fully self sufficient for the remainder of the weekend.
VEHICLE LIMITS	MINIMUM: 8 - 10 MAXIMUM: No Limit
APPROX KMS Meeting place to destination	N/A
LAST AVAILABLE FUEL	PETROL: N/A DIESEL: N/A
DISTANCE BETWEEN SUPPLIES	N/A
EQUIPMENT REQUIRED	Fully self sufficient – there is a toilet down at the winery
MAPS REQUIRED	N/A
RADIO CHANNEL    CB / UHF	CH13 to find where we are camped



## Upcoming Trips

DESTINATION	<b>Mt Skene (Subject to approval of permit application dated 03/08/2024)</b>
LEADER/CONTACT NO.	NAME: Andre TEL: MOB:
DATE	Saturday 3 <sup>rd</sup> August 2024
MEETING PLACE / TIME	TBC
GRADE Please adhere to new trip classifications	WET: TBC DRY: TBC
TRIP ACTIVITY DETAILS	TBC
VEHICLE LIMITS	MINIMUM: 3 MAXIMUM: 10
APPROX KMS Meeting place to destination	TBC
LAST AVAILABLE FUEL	PETROL: TBC DIESEL: TBC
DISTANCE BETWEEN SUPPLIES	TBC
EQUIPMENT REQUIRED	Emergency supplies for overnight on Mt Skene AT or mud tyres. Snow chains. Winch (Optional) Warm clothes Food and drink (Self sufficient) CB radio
MAPS REQUIRED	TBC
RADIO CHANNEL    CB / UHF	13



## Upcoming Trips

DESTINATION	<b>Marysville to Rubicon Power Station</b>
LEADER/CONTACT NO.	NAME: Ly MOB: 0433387811
DATE	Saturday August 17th
MEETING PLACE / TIME	Marysville Country Bakery at 9AM – depart at 9:30AM
GRADE Please adhere to new trip classifications	WET: Medium DRY: Easy
TRIP ACTIVITY DETAILS	<p>Day trip from Marysville to Rubicon Power Station. It'll be a cruisey trip</p> <ul style="list-style-type: none"> <li>• Meet up at Marysville Country Bakery for coffee /supplies</li> <li>• Head through the Cathedral Ranges</li> <li>• Stop at Cooks Mill Campground for a cuppa</li> <li>• Head towards Rubicon Power Station with stops along the way to sightsee anything cool</li> <li>• There's a trestle bridge for a photo op!</li> <li>• Maybe do part of Rubicon Heritage Walk depending on time and weather</li> <li>• Look Rubicon Power Station</li> <li>• Pass through the campsites in Rubicon</li> <li>• Head into Taggerty to air up and go home</li> </ul> <p>There's camping at Kendall's Campground if you wish to stay overnight</p> <p>Suggested route:  <a href="https://maps.app.goo.gl/jPfAMnB6iu19WW6F9">https://maps.app.goo.gl/jPfAMnB6iu19WW6F9</a> </p>
VEHICLE LIMITS	MINIMUM: 3 MAXIMUM: 8
APPROX KMS Meeting place to destination	75km
LAST AVAILABLE FUEL	PETROL: Marysville DIESEL: Marysville
DISTANCE BETWEEN SUPPLIES	Marysville
EQUIPMENT REQUIRED	Recovery gear and points, snacks, maybe walking shoes, rain jacket. Camping gear if camping
MAPS REQUIRED	<a href="https://maps.app.goo.gl/jPfAMnB6iu19WW6F9">https://maps.app.goo.gl/jPfAMnB6iu19WW6F9</a> I'll do my paper maps research shortly
RADIO CHANNEL      CB / UHF	12

## Upcoming Trips

DESTINATION	<b>50th Camping Merringtons / O Tooles</b>
LEADER/CONTACT NO.	NAME: Dave B TEL: MOB:
DATE	Saturday 14th September to Sunday 15th 2024
MEETING PLACE / TIME	TBC
GRADE Please adhere to new trip classifications	WET: TBC DRY: TBC
TRIP ACTIVITY DETAILS	TBC
VEHICLE LIMITS	MINIMUM: 3 MAXIMUM: 10
APPROX KMS Meeting place to destination	TBC
LAST AVAILABLE FUEL	PETROL: TBC DIESEL: TBC
DISTANCE BETWEEN SUPPLIES	TBC
EQUIPMENT REQUIRED	TBC
MAPS REQUIRED	TBC
RADIO CHANNEL    CB / UHF	13

## Trip Report: Trip Leader Course

---

**Dates:** 2& >i bY (GUh fXUm) 2024

Hf]d`6m`GU`m< ][ [ g

**Report By:** @i \_Y`8Uj ]X`

### Roll Call

---

1. Adam Delta
2. Andy Mac
3. Jacqueline Conquest
4. Jason Bennett
5. Luke David
6. Ly Ho
7. Lynton Balia
8. Neville Van Leeuwen
9. Sally Higgs
10. Slaven Spehar
11. Steven Card
12. Steven Dishon
13. Sushant Aggarwal
14. Sean Graydon

### Details

---

#### Training Session: Equipping Us for Adventure

As we arrived at Sally and Tristan's workplace, we were warmly greeted with steaming cups of coffee and a delicious morning breakfast. This set the tone for a fantastic training session, packed with valuable insights and practical tips.

Sally's comprehensive PowerPoint presentation covered everything from planning to execution, demystifying the art of organizing a successful off-roading trip. Sally has created a Trip Leader Checklist which I would highly recommend that all members read and use this check list. To view the check list please use link below.

[https://docs.google.com/document/d/1aLw8MMXd\\_YzLEsq2osEHx42Vmhnzlov/edit?usp=sharing&ouid=105547918721102127593&rtpof=true&sd=true](https://docs.google.com/document/d/1aLw8MMXd_YzLEsq2osEHx42Vmhnzlov/edit?usp=sharing&ouid=105547918721102127593&rtpof=true&sd=true)

After the training session, we relaxed over a satisfying lunch, reflecting on our newfound knowledge and feeling more confident than ever. For those who couldn't join us, we've included some high-level notes below, capturing the essence of our discussion.

#### 1. Pre-Trip Preparation:

- Research tracks and explore 4WD Victoria sites or other relevant sources.
- Consider doing a reconnaissance trip to assess track condition
- Check YouTube for videos of different tracks on your trip.
- Verify if any local events might affect track availability or cause closures during your trip.
- Ensure you have any necessary permits or permissions for access.

## 2. Fuel and Vehicle Considerations:

- Factor in fuel stops when planning your route. Check fuel station hours, especially in country towns.
- Plan based on your vehicle's fuel consumption (both diesel and unleaded 91).
- Monitor fuel levels for each person throughout the trip.
- Consider driving speed, as it affects fuel consumption.
- Always have enough fuel to reach the next town in case you can't access a fuel station.

## 3. Route Planning and Safety Measures:

- Plan alternative routes in case of track issues (e.g., poor conditions).
- Use the Garmin Overlander for real-time location and paper maps for backup.
- Coordinate with your navigator to make trip planning easier.
- Give way to vehicles going uphill on tracks.
- Understand track gradings; easy starts may lead to challenging sections.
- Run trips within your comfort level and be prepared to assist others.
- Recommended minimum group size is three cars for mutual support (max 8 people, 5 cars for first-timers).
- Assess driver and 4WD capability; set requirements for trip participation.
- Always carry recovery equipment and ensure all members have the right gear.
- Be aware of weather conditions; rain, snow, or extreme heat can affect track conditions and vehicle performance.
- Tracks may become more challenging during wet or icy conditions.
- Seasonal changes affect vegetation growth and wildlife activity.
- Ensure that all vehicles are 4WD-ready. Regular maintenance, proper tires, and necessary equipment are crucial.
- If a new member expresses interest in a challenging course, be honest. Advise them if it's not suitable for their experience level.
- As the trip leader, you have the final say. Consider safety factors like terrain, weather, and participant experience.
- Remember, the club backs your decisions. Safety first!
- Have a briefing at the meeting point go through the plan for trip, radio channels used and time frames so everyone is informed. Make sure everyone is comfortable and understand.
- Make sure you have a VFWDC personal form in all cars for each member
- Don't be afraid to do a U turn if safe if a track or road is unsafe.
- Assign one person to oversee recovery operations. This ensures that the process is executed safely and efficiently.
- Take a moment to analyze the situation before attempting recovery. Safety should always be the top priority.
- Recovery can be intense, especially in off-road conditions. Encourage everyone to slow down and focus on safety.
- Instead of multiple opinions, have one designated person handle the recovery process.
- Try make note when you do and don't get phone signal if need to make phone calls.

## 4. Rescue Devices:

- Carry a GPS PLB (Personal Locator Beacon) for emergency situations.
- Zoleo is a reliable product for sending SMS messages and SOS signals when traveling remotely.
- Use the Emergency Plus app on your mobile phone to access critical services information and provide your exact location.
- Share a three-word location for easier communication with emergency services.
- Ensure the trip leader carries a first aid kit.

## 5. Risk Assessment and Planning:

- Consider your destination and weather conditions.
- Designate a “ground charlie” who stays behind and can notify emergency services if needed.
- Have an emergency plan in place, including predetermined decision points (e.g., turning back due to extreme temperatures or heavy rain).

## 6. Two-Way Radio Channels:

- Maintain a printed list of radio channels in your car.
- Use specific channels for different situations (e.g., emergency services on channel 5 or 6, highway channel on channel 40, club/national parks on channel 10).

## 7. Sources of Information:

- Consult local members during meetings for their knowledge.
- Utilize mobile apps like AllTrails, Avenza Maps, Google Maps, Newtracs, Hema, Vic More to Explore, Wikicamps, Hipcamp, where is public toilet, bom, Vic traffic and parks victoria. Note most map apps allow offline download so you can access without signal.
- Always carry paper maps as a backup.
- When planning your 4WD trip, it's essential to consider river crossings and their safety. Checking river heights is crucial. For instance, the Wonnangatta River at Crooked River can become too deep for cars when it goes above 1.6 meters, and at 1.8 meters, cars may even float. You can find real-time river height information on the Bureau of Meteorology (BoM) ([http://www.bom.gov.au/vic/flood/rain\\_river.shtml](http://www.bom.gov.au/vic/flood/rain_river.shtml)).

## 8. The Convoy:

- Arrange the convoy so that experienced drivers are interspersed with less experienced ones.
- Ensure visibility of the vehicle behind you.
- Mark corners over the radio to make it clear for everyone.
- The last person in the convoy should advise when they pass a corner, helping estimate convoy timing.
- Always communicate when incoming cars are approaching.
- Remember that you're all in this together.
- Support each other throughout the journey.

## Trip Report: Big Desert Wanderings Part 2

---

**Dates: 25 Apr (Thu) – 28 Apr (Sun), 2024, ANZAC Day Weekend**

**Location: Base Camp: Blue Gums Campsite (35°21'47.7"S 141°08'10.1"E)**

**Report By: Sushant Aggarwal (Sushi)**

### *Roll Call*

---

1. Sally & Tristan – Nissan Patrol Y62
2. Amanda & Steve – Nissan Patrol Y62
3. Adam Delta – Nissan Patrol GU
4. Ken Kilby – Mitsubishi Triton
5. Steve C – Mitsubishi Pajero
6. Michael – Ford Ranger
7. Glen – Ford Maverick
8. Jacqi & Dan – Toyota 80 Series Land Cruiser
9. Sushant (Sushi) – Toyota Hilux
10. Lynton – Jeep Wrangler

### *Details*

---

This excursion was a shakedown trip for Sally & Tristan's new Y62 Patrol. A sizable group signed up for the adventure, initially limited to 10 4WDs, but thanks to Sally & Tristan's generosity, everyone was included!!

Before the trip began, a lively Facebook chat group was formed to coordinate and organize the expedition, offering a tantalizing glimpse of the excitement to come.

### **Day 1 - Thursday, April 25**

Our journey kicked off from the 7/11 on Western Ring Road in Derrimut at 8 AM. The atmosphere was electric as everyone assembled on time - except for me, Sushi (hence the privilege of writing this report :)). This was my second camping trip, and I severely underestimated how much time it would take to secure all my camping gear in the back of my open Hilux tub!

Loaded with a double swag and stretcher, gazebo, eski, camping chair and table, water and diesel jerry cans, and firewood, I was finally ready to roll. However, tying down the luggage with a net and four ratchet straps took me a lot longer than expected. My only solace was that I was quicker than my previous camping trip.

I decided to catch up with the group en route. The plan was to visit some silo arts along the way before arriving at the campsite well before dark.

I rushed to the first stopover of the day, the Avoca Silo Art by Jimmi Buscombe. I had never seen a real silo art before, only experiencing them through the internet. As I turned onto the street where the silo is located, I was thrilled to see our entire convoy lined up! I was excited to reunite with the group and couldn't help but appreciate the giant Australian barking owl painted on the silo.





## **First Stopover: Avoca Silo Art**

Our first stopover of the trip was at Avoca Silo Art, where I finally caught up with the rest of the convoy. As people took photos, we all gathered around Sally for a briefing on the day's plan, which included more stopovers, a lunch break, and fueling points. With the itinerary set and excitement running high, we began our journey as a complete convoy, starting with a quick radio check.

## **Second Stopover: St Arnaud Silo Art**

Our next stop was another impressive silo art piece, the St Arnaud Silo Art by Kyle Torney. Kyle spent an astonishing 800 hours painting this silo, titled 'Hope'. The artwork depicts a miner searching for a fleck of gold, symbolizing hope for his wife to be able to buy food and clothing for their family, and hope for their young child to prosper.



## Second Stopover: St Arnaud Silo Art

We made a brief stop at the St Arnaud Silo Art, painted by Kyle Torney, to capture some quick photos.

## Third Stopover: Nullawil Silo Art

Next, we headed to the Nullawil Silo Art, created by Sam Bates (aka Smug) in July 2019. This impressive mural showcases the hard work and dedication of the people and working dogs of Nullawil. Fun fact: the dog featured in the art is named Jimmy!





## Fourth Stopover: Sea Lake Silo Art

Our next stop was the Sea Lake Silo Art, which beautifully depicts a young girl swinging from a mallee eucalyptus tree while gazing out at Lake Tyrell. This artwork served as a lovely preview of what was to come on our trip - the stunning Lake Tyrell and the picturesque Mallee region!



## Lake Tyrrell Visit

Next, we visited Lake Tyrrell, Victoria's largest salt lake, estimated to be around 120,000 years old. While I had seen the lake from airplanes before, experiencing it from land for the first time truly revealed its vast expansiveness. As there was no water, we were able to walk onto the blush pink salt bed and capture some amazing photos.



## Lunch and Fuel Stop

It was also time for lunch, and we grabbed a quick bite at Lake Tyrrell before heading to our next checkpoint, Ouyen. This was our last fueling stop before venturing into The Big Desert. With everyone's tanks full, we were all eager to leave the bitumen behind and hit the dirt tracks soon.

## GrainCorp Silos at Walpeup

En route, we stumbled upon another impressive silo art, the GrainCorp Silos at Walpeup. Painted by Julian Clavijo and Camilo Delgado in June 2023, this artwork tells the story of Harold Thomas Bell, a local 16-year-old boy who bravely fought in World War I.



## Off the Bitumen

As we passed through the town of Murrayville, I eagerly anticipated our departure from the paved road. My wait was short-lived, as I soon spotted Tristan and Sally waiting at the turnoff to "No.6 Bore Rd South". Once we turned onto No.6 road, the buildup began - the road rapidly deteriorated into a dusty dirt track. We maintained a safe distance between vehicles to avoid driving into the dust swirls created by the car in front. After a 10-kilometer drive on the increasingly rugged road, we reached the intersection of "Fire Break Tk" and "Cactus Bore Tk". A right turn onto "Fire Break Tk" marked our official entry into 4WD-only territory, and the dirt track transformed into a soft, sandy trail!

## First 4WD Challenge

About a kilometer into the "Fire Break Tk", our convoy came to a halt. But it wasn't due to any issues - it was time to lower our tire pressures in preparation for the first 4WD challenge of the trip! Ahead of us lay a sandy incline, a mini dune that would put our sand driving skills to the test before we reached our campsite. It was time to get ready to tackle the terrain!

## Prepping for the Challenge

As we aired down our tires, the excitement levels were building! We gathered around Tristan and Sally, who shared valuable sand driving tips and expertise: the importance of proper tire pressures, when to use 4Hi vs 4Lo, whether to engage traction control or not, and the role of momentum. This impromptu tutorial instilled a sense of confidence in me, as I had never driven on sand before. I felt more prepared to tackle the challenge ahead!



## The Sandy Incline Challenge

With our tires aired down and our hearts racing, we watched as Tristan and Sally took on the sandy incline challenge first. Towing a trailer weighing over a ton, their V8 Patrol labored under the load. Despite their best efforts, they bogged down on their first attempt and had to reverse and try again. The second attempt also ended in a bogging, but they didn't give up. After letting more air out of their tires, they made a third attempt - and this time, they successfully crossed the incline, albeit with a shaky trailer that looked like it was in a washing machine due to the deep ruts at the top!

With Tristan and Sally through, they shared their experiences and tips with the group, and we all followed suit, crossing the incline without any issues (perhaps due to the lack of trailers and the wisdom gained from watching Tristan and Sally's attempts)!

## Arrival at Blue Gums Campsite

After conquering the sandy incline, we descended into the picturesque Blue Gums campsite, our home for the night. We were fortunate to have the entire campsite to ourselves, affording us plenty of space to choose the perfect spot to set up camp. Once settled, we gathered around a roaring bonfire, sharing stories and enjoying a delicious dinner under the starry night sky. The evening was filled with laughter, conversation, and the joy of being surrounded by nature's beauty.





Winding down day 1 with a cozy bonfire and dinner

## Day 2: Friday, April 26

After a refreshing night's sleep, everyone was eager to start the day's 4-wheeling adventure. Over a quick breakfast, we discussed the plan with Sally: tackle a few tracks, explore the area, and get comfortable with sand driving. Sally also shared their extensive travels across Australia, showcasing the many places they've been to, neatly marked on a map. With a sense of excitement and anticipation, we set off to conquer the dunes!







Places covered by Sally Tristan!

## Into the Big Desert

With a quick radio check, we hit the "Fire Break Tk" and headed towards the "Cactus Bore Tk" intersection, where we turned off to venture deeper into the Big Desert. Glen and Steve C kept watch as our trusty tail-end charlie, ensuring everyone made the turn onto the track.

The "Cactus Bore Tk" presented mild challenges at almost every turn, allowing us to practice different 4WD techniques and get comfortable navigating sand dunes. I experimented with various throttle inputs while climbing inclines, learning that too much momentum on a rutted incline could result in a shaky experience!

As we navigated the track, radio chatter alerted us to an oncoming truck. It was surprising to think a truck could find its way onto our remote track, but we quickly moved aside to let it pass.

Further on, another interesting radio transmission caught our attention: a bee site ahead! We halted to observe from a distance, snapping photos of the white boxes staked with bee hives. After a brief pause, we continued on to finally reach "Cactus Bore".



At the bee site on 'Cactus Bore Tk'!

## **Playtime at Cactus Bore**

For the next 1.5 hours, we played and honed our 4WD skills at "Cactus Bore", a technical dune that required precision driving. The challenge wasn't steep, but it demanded a hard left, followed by a quick hard right, and then maintaining momentum through a steep, narrow section. It was a workout for our driving skills, requiring control and momentum to navigate the tight turns and incline.

Tristan and Sally led the way in their V8 Patrol, effortlessly conquering the challenge. Next up was Michael in his Ranger, with Tristan and Sally providing guidance. Michael made it look easy, navigating the turns with finesse and crossing in one go.

Ken took his turn, but unfortunately, got bogged. After a few attempts and some advice from Tristan and the group, Ken realized the importance of proper tire pressure on sand and lowered his pressures further. This was a humbling reminder for me that appearances can be deceiving, and the challenge was more difficult than it seemed. Additionally, it highlighted the crucial role of tire pressure in sand driving.

## Taking on Cactus Bore

While Ken was adjusting his tire pressure, Lynton took his turn and successfully navigated the challenge on his first attempt without any issues.

Next, it was my turn. I made an attempt but got bogged on the narrow incline of the dune. My second attempt ended in a similar fashion, and I realized I needed to lower my tire pressure further. As the driver of a Hilux ute, I was facing a similar issue to Ken's Triton.

After my attempts, Ken gave it another go, and with his pressure adjusted, he made it look easy, crossing the dune without any difficulties.

## Cactus Bore Challenges

Next up were Steve and Amanda, who bogged on their first attempt but succeeded on their second try. Jacqui and Dan in their 80 series Land Cruiser took a few attempts but couldn't quite make it across, so they lowered their tire pressure further.

I made my third attempt, but unfortunately bogged again. Tristan offered some advice, suggesting I switch to S2 Lo instead of S3 Lo. With the correct gearing and tire pressure, I finally made it across on my fourth attempt!

Adam in his manual GU Patrol took a couple of attempts to conquer the challenge, while Jacqui and Dan returned with adjusted tire pressure and sailed across easily. Steve C in his Pajero had an exciting first attempt, with his wheel hitting the bank and giving the vehicle some airtime! He laughed it off and tried again, successfully completing the challenge.

Last but not least, Glen in his Ford Maverick took a couple of attempts to cross, navigating the challenge without a turbo.

The Cactus Bore challenge was a great reminder that even seemingly easy tracks can be deceiving, and it's important to stay focused and adjust your approach as needed.



Steve C adding some thrill to our 4wd adventure at 'Cactus Bore'



## On to Big Billy and Beyond!

After conquering "Cactus Bore", we continued on the Murrayville-Nhill Tk to reach the Big Billy camping grounds for a well-deserved lunch break!

Post lunch, we tackled "Brushcutter Tk" and "Campbell Tk", enjoying more soft sand driving and banter on UHF 12. One of the tracks, "Campbell Tk", was particularly narrow, earning us some honorary pintstripes!

Next, we hit "White Springs Tk", where we caught a glimpse of the daunting Big Dune, our challenge for Saturday. We merged back into "Firebreak Tk" and arrived at camp by 5 pm, where a warm bonfire and refreshing conversations awaited us.

As the evening unfolded, Sally and Tristan treated us to delicious gold syrup dumplings, while Lynton shared his telescope for a closer look at the brightly lit moon. Our conversations ranged from tackling Big Dune to snakes, spiders, and everything in between! As the night wore on, we gradually retired to our beds, calling it a night after an exciting day.







## Day 3: The Big Dune Awaits!

Saturday, April 27

The day of the Big Dune challenge had finally arrived! However, it began with a chilly surprise - a layer of frost greeted us in the morning! We quickly warmed up with hot coffees and a morning bonfire.

But, plans changed! Steve, Amanda, Lynton, and Ken were running low on fuel, and with a demanding day ahead, we decided to detour to Pinnaroo, SA, for a fuel top-up. Jacqui and Dan opted to stay back at camp, having enough fuel to continue.

The scenic route to Pinnaroo took us through picturesque fields stretching to the horizon. We crossed the SA-Vic border via Border Rd and refueled at Pinnaroo, grabbing a quick bite too. Then, we headed back to base camp, where Jacqui and Dan joined us, ready to tackle the Big Dune!



Day 3, Saturday, heading towards the Big Dune



## The Final Approach

We set off on the Murrayville-Nhill Rd, then turned onto "White Springs Tk", and finally, the moment we had all been waiting for, we turned onto "Big Dune Tk". The anticipation was palpable as we prepared to face the challenge ahead!



First glimpse of the Big Dune. Pics don't do justice; it's much steeper than in the picture.

## The Dynamic Duo Takes on the Big Dune!

Tristan and Sally led the charge, and boy, did they set the bar high! Tristan revved his V8 at the base, and with a roar, he launched up the dune, leaving us all in awe. The sound of the V8 faded into the distance as he effortlessly crested the top!

Next, Sally took the wheel, and despite being her first time tackling the Big Dune, she made it look like a Sunday stroll! Her skill and precision left us all impressed.

With Tristan and Sally acing the challenge, they became our guides, with Tristan directing us from the base and Sally leading the way further up the track. They ensured we stayed on course, their expertise and encouragement helping us tackle the dune with confidence!





Big Dune from satellite. 1 is the middle track, 2 is the right and the steepest track, 3 is the left track and easiest of all, 4 is the left most track with a tricky left turn.

## Tristan's Secret Formula to Conquering the Big Dune!

With Tristan at the helm, he shared his secret formula for tackling the Big Dune: "Floor it, and don't lift your foot until you reach the top!" Easier said than done, but after our practice session at 'Cactus Bore' the previous day, we were all feeling more confident and ready to put our skills to the test. The experience had honed our abilities, and we were eager to apply them to this new challenge. With Tristan's guidance and our newfound comfort with sand driving, we were ready to take on the Big Dune!



Marshal Sally at the base of incline of the Bid Dune

## The Thrill of Conquering the Big Dune!

Ken in his Triton led the charge, but got bogged down near the top. Undeterred, he tried again, making it further up but still falling short. Ken wisely decided to lower his tire pressures, and I followed suit, dropping mine to 13 PSI. Lynton seized the moment, effortlessly crossing the dune on his first attempt! Steve C, Michael, and Adam followed, all successfully cresting the dune without a hitch. Ken returned, pressures lowered, and cruised across with ease.

Now it was my turn. I psyched myself up, remembering Tristan's advice: "Don't lift your foot off the pedal!" I geared up in S3 Lo, activated 'power mode' for maximum performance, revved the Hilux, and launched up the dune! Sally guided me to the middle track, and for a moment, I hesitated, but trusting my vehicle and the advice, I kept my foot down, maintaining momentum. The rush was exhilarating as I crested the top and descended back to the base, feeling triumphant!

Steve and Amanda took their turns, with Steve's V8 Patrol effortlessly reaching the top. Amanda followed, impressively navigating the steep dune with ease. Next up was Jacqui in her manual 80 series, who stalled near the top but skillfully recovered with a stall start and reverse maneuver. Glen faced a tougher challenge without a turbo, but persevered and finally made it across with a impressive manual downshift!

With everyone successfully cresting the dune, the excitement only grew. Some of us tackled the remaining tracks, with Tristan leading the charge on the steepest right track (#2) and even circling back to conquer track #3! Emboldened, I followed suit, driving up tracks 2 and 3, along with Lynton, Steve C, and Dan. Tristan's guidance and encouragement helped us push our limits.

As we returned to camp, elation filled the air. We celebrated our triumphs with drinks, dinner, and lively conversations around the bonfire, already planning our next adventure. The day's challenges had forged unbreakable bonds, and we retired to our beds, already eager for the next day's thrills.





## Day 4: Farewell to the Big Desert

As we packed up our gear and said goodbye to the vast expanse of the Big Desert, we couldn't help but feel a sense of accomplishment and gratitude for the incredible adventure we had shared. Our convoy headed out to 'No 6 Norder Rd South' to air up before hitting the tarmac, ready to take on the journey back to civilization.

The plan was to regroup in Ouyen, fuel up, and indulge in a well-deserved lunch at the Ouyen Mallee Bakery. The ride back was uneventful, but I realized I had just enough time to make it back to Melbourne and reunite with my eager furry companion, Walnut! I bid farewell to my new friends and made my way home, arriving just in time to scoop up my excited dog. It was clear Walnut was thrilled to have me back, and I was grateful to be home, already reminiscing about our epic adventure in the Big Desert.

As I reflected on our incredible adventure, I realized that this trip was truly a once-in-a-lifetime experience. I had never felt so alive, so connected to nature, and so grateful for the camaraderie of our group. Sally and Tristan's expert leadership and guidance made all the difference, ensuring our safety and comfort in the vast and unforgiving bush.

Their dedication, expertise, and passion for off-roading created an environment where we could push our limits, challenge ourselves, and ultimately, discover new strengths. I left with unforgettable memories, new friendships, and a renewed sense of adventure. Thank you, Sally and Tristan, for an experience that will stay with me forever!



All the tracks / areas we covered



Satellite view our basecamp, Blue Gums campsite, in the middle of nowhere



Sally & Tristan with their brand new Patrol





Jacqui and Dan with their 80 Series



Sushant (Sushi) with his Hilux



Michael with his Ranger



Ken with his Triton





Linton with his Jeep



Steve C with his Pajero





Amanda & Steve with their Y62 Patrol



Glen with his Maverick



# **We need your help on and off the tracks**



**If you have some spare time  
please consider joining the committee.  
Your club needs you— do it for your club!**

**Contact your Committee...**

## President

The President's role is a voted committee position and it is the President's responsibility to be fully versed with the Club Rules.

- Lead General Meetings making sure they are held in accordance with the requirements as specified in the Constitution.
- Prepare Agenda and lead the meeting, keeping discussion relevant, decision making clear and encouraging member participation when required.
- Appoint General Committee roles and Delegate duties to the Committee Members.
- Prepare agenda and lead Committee Meetings are held in accordance with the requirements as specified in the Club Rules.
- Write monthly President's Report for the newsletter to report relevant information to members.
- Attend relevant Four Wheel Drive Victoria meetings when required.
- Welcoming new members or visitors at General Meetings.
- Before the election of new committee members at an annual general meeting, the President must present to the meeting the annual report of the Committee on the activities of the club during the last financial year.

## Vice President

The Vice President's role is a voted committee position and it is the Vice President's responsibility to be fully versed with the Club Rules.

- To provide support and backup to the President in their relevant duties
- To convene and run orderly meetings in accordance to the Clubs Constitution in the event the President is absent.
- To organise guest speakers or external club visits for selected meetings and be responsible coordinating the attendance of the guest.

## Secretary

The Secretary's role is a voted committee position and it is the Secretary's responsibility to be fully versed with the Club Rules.

- Collect the club mail from the club PO Box (778) at Dandenong Plaza Shopping Centre prior to the General Meeting
- Attend the General Meeting ensuring that the Attendance, Apologies and Visitors books are available for members / visitors to sign in
- Take the minutes of the General Meeting
- Present the incoming and outgoing correspondence at the General Meeting
- Type up the minutes noting number of attendees, apologies and visitors
- Attend the committee meeting
- File correspondence in and minutes of the general meeting
- Attend to any outgoing correspondence as determined by the committee
- Coordinate with treasurer to ensure a register of members is maintained in accordance with the rules.
- Liaise with Consumer Affairs Victoria to meet club obligations

## Treasurer

The Treasurer's role is a voted committee position and it is the Treasurer's responsibility to be fully versed with the Club Rules.

- To receive all new member application, and member renewal forms and monies and issue receipts
- Deposit all monies received into the club bank account (from membership fees, club raffles, sales of merchandise etc.
- Keep a record of the accounts—which can be made available by request of any club member
- Prepare a monthly financial status report for the General Meetings
- Prepare the AGM report with full annual financials, which will also include president and trip coordinators reports
- Update 4WD Victoria for membership lists to ensure insurance compliance
- Maintain the membership list
- Print and distribute membership cards for current year.

## Trip Coordinator

The Trip Coordinator's role is a voted committee position and it is the Trip Coordinator's responsibility to be fully versed with the Club Rules.

- Ensure attendance to each Club General Meeting fully prepared to present with relevant information of past and upcoming trips.
- If unable to attend it is the Trip Coordinator's duty to ensure another committee member has the up to date trip information for the Club Meeting
- Ensure all trip information is correctly recorded and stored
- Ensure the Trip Information Forms are up to date for each meeting
- Ensure copies of other relevant forms are available if or when needed (Track survey reports, Accident Survey Form, Trip Incident form, Personal Information forms, Trip rating information)
- Ensure all TDF (Trip Data Forms) are filled in correctly and a copy is passed onto the Newsletter Editor
- Liaise with the Newsletter Editor and follow up any trip reports that haven't been submitted.

## Association Representative

The Association Representative's role is a voted committee position and it is the Association Representative's responsibility to be fully versed with the Club Rules.

- To attend all Association meetings, and to report back to committee and also the General meetings with all items pertaining to the Victorian Four Wheel Drive Association.
- External liaison with other affiliated groups.

## General Committee Member

- Attend and contribute to Committee Meetings
- Assist committee in running of club.
- Club Editor will be in charge of creating the monthly magazine.



**Victorian Four Wheel Drive Club Inc.**

ARBN A002184F PO Box 778 Dandenong Vic 3175

[www.vfwdc.com](http://www.vfwdc.com)

**Nomination for Election to the Committee of Management 2024/2025**

I ..... Signed• .....

Nominate ..... for the position of

- |                                    |   |   |
|------------------------------------|---|---|
| <input type="checkbox"/> President | <input type="checkbox"/> Vice President   | <input type="checkbox"/> Secretary                  |
| <input type="checkbox"/> Treasurer | <input type="checkbox"/> Trip Coordinator | <input type="checkbox"/> Association Representative |

I ..... Signed• .....

**Second the nomination for election to the Committee of Management.**

I ..... Signed• .....

Of.....

**Hereby accept the nomination for election to the Committee of Management of  
the Victorian Four Wheel Drive Club Inc. position of .....**

X.....



